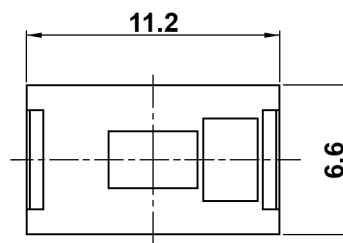
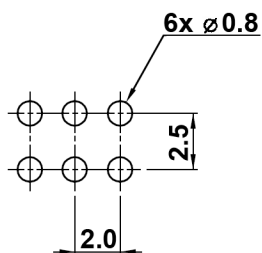
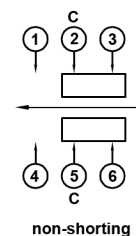


HOLE LAYOUT ± 0.05



CIRCUIT DIAGRAM
C: COMMON PIN
BOTTOM VIEW



Specifications:

- Contact rating: 0.2 A, 30 V DC
- Contact resistance: 20 mOhm max.
- Insulation resistance: 100 MOhm min. at 500 V DC for 1 minute
- Dielectric strength: 500 V AC (50/60 Hz, 2 mA) for 1 minute
- Operating temperature: -10°C to +60°C
- Mechanical life: 10 000 cycles
- Operating force: 200 +/-100 gf
- Soldering conditions: 260 +/-5°C, 5 +/-1 sec. (solder bath method)
350 +/-10°C, 3 +/-1 sec. (iron soldering)

- Material: Terminal: brass strip, silver plated
- Base: PA, black
- Contact clip: C5210, silver plated
- Slider: PA, black
- Housing: POM, black
- Spring plate: SUS301, washing

Compliance: RohS III (2015/863/EU)

Tolerances: up to 10: ±0.2 mm above 10-50: ±0.3 mm	Date	Name
	07/19	dr
Rename	07/20	dr
Modifications	Date	Name

MFP 261 N

30 42 69

knitter-switch

Page

1/1